



AUTHENTIC BRAND

CROSSOVER
X

THE POWER OF IDENTIFICATION

xplor

XPLOR WORKWEAR

Xplor develops and manufactures workwear and uniforms that meet high standards of comfort, functionality and durability

DURABLE DESIGN

Workwear and uniforms must be durable and look great day after day. Specialist knowledge of materials and design has made our products stand out in the market for professional workwear - and durable products with a long service life have been our hallmark through all the years.

RESPONSIBLE PRODUCTION

It is our goal to promote more environmentally friendly, circular and resource efficient products.

Xplor is bluesign® system partner. The partnership is an important part of our work to ensure accountability and transparency throughout the value chain.

CERTIFIED

All our products meet the minimum requirements of OEKO-TEX® in material selection, and the majority of the finished products are certified OEKO-TEX® STANDARD 100.

GREAT FIT IN ALL SIZES

An extensive stock range with women's styles in size XXS-6XL and men's/unisex styles in size XXS-8XL ensures that all employees can look great regardless of size.

INDUSTRIAL LAUNDRY APPROVED

The majority of the products are approved by the laundry industry for rental and laundry schemes.

SECTOR SPECIFIC DESIGN

Our design focuses on sector-specific needs. We achieve this by being responsive to the market, maintaining close dialogue with our supply chain, business partners and end-users. Every garment is carefully designed based on employees' requirements and patterns of movement.

STOCK RANGE WITH REPLENISHMENT GUARANTEE

Our stock range enables next-day delivery and we grant a 5-year replenishment guarantee, so that companies can maintain the same work uniform for many years to come.

BESPOKE MANUFACTURING

In close collaboration with our customers, we design and develop both stand-alone products and complete clothing concepts. Production starts at 400 items.

LOGO PRINTING

We offer flexible logo printing and express delivery with a 5-day turnaround time.





MONO

Durable outerwear in recycled materials designed for the circular economy

The MONO range consists of outerwear produced in durable and recycled polyester, which provides optimal weather protection and comfort.

CIRCULAR DESIGN

The range is designed to be part of the circular economy, where the product at the end of its life can be further processed for recycling. The products are made of 100% recycled polyester in both membrane and outer fabric, so they can be recycled.

To increase the products' recyclability, we have limited the number of material types. Metal parts have been removed from i.a. press studs and string stoppers. Drawstring holes that normally contain metal have been replaced with a sewn drawstring hole.

Reflectors, which are necessary to meet traffic safety requirements, are placed so that they can be easily removed when the product is worn out.

CERTIFIED MATERIALS

The recycled polyester in both outer material and membrane is GRS-certified. Global Recycled Standard is an international full product standard for products made of recycled materials. The standard sets requirements for documented tracking of the recycled content throughout the chain, and includes requirements for social, environmental and chemical practices in the production.





XPLOR LAYERING SYSTEM

A Modular Outerwear Solution For Your Business Clients

The Xplor Layering System offers a comprehensive range of shell jackets, raincoats and inner jackets, designed to seamlessly integrate and offer countless combination options. This modular approach means that your business clients can customize their attire according to the specific demands of their work environment, weather conditions, and personal comfort preferences.



1. Shell Jackets



2. Inner

FLEXIBLE SOLUTION

With the Xplor Layering System, a flexible mix-and-match solution is achieved that can be adapted to the different work tasks and climatic conditions employees face. This flexibility makes it possible to maintain a consistent profile while also accommodating employees' individual needs for comfort and functionality.

MODULAR CUSTOMISATION

The system provides the freedom to combine a three-in-one jacket with an insulating and functional inner jacket that is tailored to the employee's needs. The series of inner jackets in fleece, pile, and quilt deliver the necessary insulation as well as moisture-regulating properties. With this layering system, employees can easily adapt their clothing to both the weather and the day's tasks.



Jackets

3. Shell and Inner Jackets





MONO

IMPROVED DURABILITY

The MONO range is also characterized by a high tear and abrasion resistance. The products are Martindale-tested with up to 20,000 cycles.

The focus of the design has been to extend the life of the products while optimizing comfort and functionality.

LESS RESOURCE USE

Material use has been reduced by 15-26% compared to similar garments. This means that the products require fewer resources to produce and emit less CO2.

Due to the lower weight, the laundry cost is reduced accordingly.

OPTIMAL WEATHER PROTECTION

With the MONO range, employees are protected against wind and weather all year round. The products are wind and waterproof, breathable with fully taped seams, water-repellent finish and membrane in recycled polyester.

INCREASED TRAFFIC SAFETY

Reflectors are placed optimally in relation to the traffic rules for cyclists and pedestrians.



XPLOR LAYERING SYSTEM

The shell jackets in the MONO, CARE, STORM and TIDE collection have extra zips that fit Xplor's inner jackets

Functionality and Design

The MONO shell jackets have been developed with a focus on recyclability, traffic safety and optimal weather protection.

DETACHABLE HOOD

Hood with reflector and space for a helmet. The hood can be tucked into the collar and integrated into the front edge of the collar.

NO METAL PARTS

Adjustable collar and bottom with string stoppers without metal parts.

TWO-WAY ZIP WITH REFLECTOR

Chin protect on top of two-way zip.

BLACKBOARD YOKE

Space for logo and with inside strap for ID badge under yoke.

VENTILATION

Zip with mesh under armpit.

CYCLE FRIENDLY

Shaped raglan sleeves, adjustable waistband, sleeve and bottom.

ZIP POCKETS UNDER WELT

Easy-grip zip pullers and chest pocket in waterproof material.

TRAFFIC SAFE REFLECTORS

On hood, cuffs, front zip, right front piece and left back piece at seam.

WATER BREAKER

Extra protection at hem to prevent water penetration.

LOGO PLACEMENT

Logo can be placed on the back, at the cuff and on the yoke.



MONO Shell Jacket Women

Shell jacket for women with a feminine cut and a length that goes to the middle of the thighs. It provides extra good protection against wind and weather.



Xplor Layering System:

LAWN Pile Jacket, style 4800

INLET Quilted Jacket, style 5200

WAVE Fleece Jacket, style 5400

WAVE Full-Zip Fleece, style 5444
(Separate purchase)

MONO Shell Jacket Women

Style 99084 | XXS-6XL | Regular fit



navy
5000



azure
5100



dusty blue
5200

Outer material: 100% recycled polyester* | **Finish:** BIONIC-FINISH®ECO (DWR)

Lining: 100% polyester | **Membrane:** 100% recycled polyester*

*GRS-certified polyester | **Seam:** Fully taped

Water Column Pressure: 18,000 mm | **Breathability:** 8,000 g/m²/24H

Wind protection: 5 / 5 | **Laundry-ready** | **Replenishment guarantee**



**STANDARD
100**
SH020 172644
TESTEX

MONO Shell Jacket Unisex

Shell jacket for men and women with a length that covers the hip and protects against water penetration.



Xplor Layering System:

LAWN Pile Jacket, style 4900

INLET Quilted Jacket, style 5100

WAVE Fleece Jacket, style 5300

WAVE Full-Zip Fleece, style 5345

MAGNA Softshell Jacket, style 5500

INLET Quilted Waistcoat, style 5900

(Separate purchase)

MONO Shell Jacket Unisex

Style 99081 | XXS-8XL | Slim fit



navy
5000



azure
5100



dusty blue
5200

Outer material: 100% recycled polyester* | **Finish:** BIONIC-FINISH®ECO (DWR)

Lining: 100% polyester | **Membrane:** 100% recycled polyester*

*GRS-certified polyester | **Seam:** Fully taped

Water Column Pressure: 18,000 mm **Breathability:** 8,000 g/m²/24H

Wind protection: 5 / 5 | **Laundry-ready** | **Replenishment guarantee**



**STANDARD
100**
SH020 172644
TESTEX

MONO Shell Trousers

The trousers are available with normal and extra long leg length.
Both styles have an adjustable length so that the trousers can be shortened.



Unisex MONO Shell Trousers
Style 95580 | XXS-8XL | Slim fit



navy
5000



Unisex MONO Shell Trousers Extra Long
Style 95580-1 | XXS-8XL | Slim fit



navy
5000

Outer material: 100% recycled polyester* | **Finish:** BIONIC-FINISH®ECO (DWR)

Lining: 100% polyester | **Membrane:** 100% recycled polyester*

*GRS-certified polyester | **Seam:** Fully taped

Water Column Pressure: 18,000 mm | **Breathability:** 8,000 g/m²/24H

Wind protection: 5 / 5 | **Laundry-ready** | **Replenishment guarantee**



**STANDARD
100**
SH020 172644
TESTEX

Functionality and Design

The MONO shell trousers have a slimmer and improved fit. Reflectors are strategically placed for enhanced traffic safety.

NO METAL PARTS

Elasticated and adjustable waistband with tie cord and string stopper without metal.

ZIP POCKETS UNDER WELT

Easy-grip zip pullers.

IMPROVED FIT

Slim fit style with slimmer thighs and leg width, and shaped knees.

REFLECTIVE PANEL

Reflectors at side seam over zip.

TWO-WAY ZIP

Two-way zip for quick dressing and undressing.

TRAFFIC SAFE REFLECTORS

Reflector on right front piece and left back piece at seam.

ADJUSTABLE LENGTH

The trousers can be shortened 5 cm without changing the length of the zip.



CARE

Durable outerwear designed for cycling personnel

The CARE range consists of comfortable outerwear for men and women that provides optimal weather protection and full freedom of movement.

CYCLE FRIENDLY AND TRAFFIC SAFE

The CARE range has been designed for cycling staff and the jackets and pants are equipped with reflectors for enhanced visibility in traffic. There is space for a bike helmet under the hood and the sleeve length is adjusted for when sitting on a bike. There are adjustment options at the cuffs of the sleeves for better comfort. The pants can be adjusted at the waist and legs and have a full-length zip for faster dressing and undressing.

LARGE SELECTION OF COLOURS

The products are available in many different colours and the shell jackets therefore offer many 3-in-1 combinations when combined with an inner jacket.

GREAT WEATHER PROTECTION

The CARE range protects employees against the elements all year round. The products are wind and waterproof, breathable with fully taped seams, water-repellent finish and PU membrane.







Xplor uses BIONIC-FINISH® ECO.
The impregnation is water-repellent,
dirt-repellent, and free from fluorides.

Functionality and Design

The CARE shell jackets are developed for among others cycling staff in the public sector and their day-to-day work activities.

DETACHABLE HOOD

Large and detachable hood with room for a bicycle helmet.

ZIP-IN COMPATIBLE

Extra zips to attach an inner jacket.

CYCLE FRIENDLY

The length and width of the jacket makes it particularly suitable for cycling staff.

TWO-WAY ZIP

Two-way zip at front under storm flap, with water barrier.

REFLECTORS

Reflectors on front, back and sleeves for enhanced traffic safety.

ZIP POCKETS

Zip pockets with key strap and inside pocket with zip.

ADJUSTABLE

Adjustable waist and hem.

LOGO PLACEMENT

Inside zip for flexible placement of logo.

CUFFS

Adjustable sleeves with elasticated inner cuffs.



CARE Shell Jacket Women

Shell jacket for women with a feminine cut and a length that goes to the middle of the thighs. It provides extra good protection against wind and weather.



Xplor Layering System:

LAWN Pile Jacket, style 4800
INLET Quilted Jacket, style 5200
WAVE Fleece Jacket, style 5400
WAVE Full-Zip Fleece, style 5444
(Separate purchase)

CARE Shell Jacket Women

Style 99044-4 | XXS-6XL | Regular fit

				
black 9000	navy 5000	red 4000	aqua 6050	lime 6020

Outer material: 100% recycled polyester | **Finish:** BIONIC-FINISH®ECO (DWR)

Lining: 100% polyester | **Membrane:** PU | **Seam:** Fully taped

Water column pressure: 20,000 mm | **Breathability:** 8,000 g/m²/24H

Wind protection: 4 / 5

Suitable for industrial laundry | Replenishment guarantee



**STANDARD
100**
SH020 172644
TESTEX

CARE Shell Jacket Unisex

Shell jacket for men and women with a length that covers the hip and protects against water penetration.








Xplor Layering System:

- LAWN Pile Jacket, style 4900
- INLET Quilted Jacket, style 5100
- WAVE Fleece Jacket, style 5300
- WAVE Full-Zip Fleece, style 5345
- MAGNA Softshell Jacket, style 5500
- INLET Quilted Waistcoat, style 5900
(Separate purchase)

CARE Shell Jacket Unisex

Style 99045-4 | XXS-8XL | Regular fit

					
black 9000	navy 5000	red 4000	aqua 6050	lime 6020	wine 2100

Outer material: 100% recycled polyester | **Finish:** BIONIC-FINISH®ECO (DWR)
Lining: 100% polyester | **Membrane:** PU | **Seam:** Fully taped
Water column pressure: 20,000 mm | **Breathability:** 8,000 g/m²/24H
Wind protection: 4 / 5
Suitable for industrial laundry | Replenishment guarantee



**STANDARD
100**
SH020 172644
TESTEX

CARE Shell Jacket w. Fixed Hood Women

Shell jacket for women with a feminine cut and a length that goes to the middle of the thighs. This shell jacket from the CARE collection features a fixed hood that can be stowed in the collar when not in use. The shell jacket is windproof and waterproof, breathable with fully taped seams, and a water-repellent surface.



Xplor Layering System:

LAWN Pile Jacket, style 4800

INLET Quilted Jacket, style 5200

WAVE Fleece Jacket, style 5400

WAVE Full-Zip Fleece, style 5444

(Separate purchase)

CARE Shell Jacket w. Fixed Hood Women

Style 99044-919 | XXS-6XL | Regular fit



navy
5000



lime
6020

Outer material: 100% recycled polyester | **Finish:** BIONIC-FINISH®ECO (DWR)

Lining: 100% polyester | **Membrane:** PU | **Seam:** Fully taped

Water column pressure: 20,000 mm | **Breathability:** 8,000 g/m²/24H

Wind protection: 4 / 5

Suitable for industrial laundry | Replenishment guarantee



**STANDARD
100**
SH020 172644
TESTEX

CARE Shell Jacket w. Fixed Hood Unisex

Shell jacket for men and women with a length that covers the hip and protects against water penetration. This shell jacket from the CARE collection features a fixed hood that can be stowed in the collar when not in use. The shell jacket is windproof and waterproof, breathable with fully taped seams, and a water-repellent surface.



Xplor Layering System:

LAWN Pile Jacket, style 4900
INLET Quilted Jacket, style 5100
WAVE Fleece Jacket, style 5300
WAVE Full-Zip Fleece, style 5345
MAGNA Softshell Jacket, style 5500
INLET Quilted Waistcoat, style 5900
(Separate purchase)

CARE Shell Jacket w. Fixed Hood Unisex

Style 99045-919 | XXS-8XL | Regular fit



navy
5000



lime
6020

Outer material: 100% recycled polyester | **Finish:** BIONIC-FINISH®ECO (DWR)

Lining: 100% polyester | **Membrane:** PU | **Seam:** Fully taped

Water column pressure: 20,000 mm | **Breathability:** 8,000 g/m²/24H

Wind protection: 4 / 5

Suitable for industrial laundry | Replenishment guarantee



**STANDARD
100**
SH020 172644
TESTEX

CARE Shell Pants

Waterproof, windproof and breathable pants with fully taped seams, full-length side zip, and reflective details.

DETAILS

The pants are available with normal and extra long leg length

Elasticated drawstring waist

Safety press studs at waist

Full-length side zips

Zip pockets

Shaped knees

Reflective piping in side seams and across legs

Adjustable leg width and length

The leg length can be shortened



CARE Shell Pants Long Unisex

Style 95541-1 | XXS-8XL | Regular fit



black 9000
navy 5000

CARE Shell Pants Unisex

Style 95541 | XXS-8XL | Regular fit



black 9000
navy 5000
red 4000

Outer material: 100% recycled polyester | **Finish:** BIONIC-FINISH®ECO (DWR)

Lining: 100% polyester | **Membrane:** PU | **Seam:** Fully taped

Water column pressure: 20,000 mm | **Breathability:** 8,000 g/m²/24H

Wind protection: 4 / 5

Suitable for industrial laundry | Replenishment guarantee



STANDARD 100
SH020 172644
TESTEX

CARE Winter Shell Pants

Waterproof pants with quilted lining and broad reflectors for winter use. Windproof, waterproof, breathable, fully taped seams, and with water-repellent finish.

DETAILS

- Padded lining
- Elasticated drawstring waist
- Safety press studs at waist
- Full-length side zips
- Zip pockets
- Shaped knees
- Reflective piping trim in side seams and across legs
- Clear reflectors on front and back
- Adjustable leg width and length
- The leg length can be shortened



CARE Winter Shell Pants Unisex
Style 95555 | XXS-8XL | Slim fit

	
black 9000	navy 5000

Outer material: 100% recycled polyester | **Finish:** BIONIC-FINISH®ECO (DWR)
Lining: 100% polyester | **Padding:** 100% polyester | **Membrane:** PU |
Seam: Fully taped **Water column pressure:** 20,000 mm
Breathability: 8,000 g/m²/24H | **Wind protection:** 4 / 5
Suitable for industrial laundry | **Replenishment guarantee**



**STANDARD
100**
SH020 172644
TESTEX

**Xplor makes visuel add-ons
that establish a visible and
recognisable corporate identity
including reflective logos, extra
reflectors, Hi-Vis hoods and
shoulderstraps.**

CARE Shell Pants w. High Waist

Designed for a sleek, contoured fit, these pants are tailored to enhance mobility for professionals who are always moving. Windproof, waterproof, breathable, fully taped seams, and with water-repellent finish.

DETAILS

High Waist

Fitted fit

Elasticated drawstring waist

Safety press studs at waist

Full-length side zips

Zip pockets

Shaped knees

Reflective piping trim in side seams and across legs

Adjustable leg width and length

The leg length can be shortened



CARE Winter Shell Pants Unisex

Style 95544 | XXS-8XL | Slim fit



black
9000



navy
5000

Outer material: 100% recycled polyester | **Finish:** BIONIC-FINISH®ECO (DWR)

Lining: 100% polyester | **Membrane:** PU | **Seam:** Fully taped

Water column pressure: 20,000 mm | **Breathability:** 8,000 g/m²/24H

Wind protection: 4 / 5

Suitable for industrial laundry | Replenishment guarantee



**STANDARD
100**
SH020 172644
TESTEX





Be Seen in the Dark



Hi-Vis Yellow Hoods for MONO Jackets

Style 9280 | XXS-6XL | Women

Style 9281 | XXS-8XL | Unisex

Hi-Vis Yellow Hoods for URBAN Jackets

Style 9224 | XXS-6XL | Women

Style 9225 | XXS-8XL | Men

Quality: 100% polyester, PU coating
OEKO-TEX® certified fabric



Reflective Hoods for MONO Jackets

Style 9180 | XXS-6XL | Women

Style 9181 | XXS-8XL | Unisex

Reflective Hoods for URBAN Jackets

Style 9124 | XXS-6XL | Women

Style 9125 | XXS-8XL | Men

Quality: 100% polyester, PU reflective coating
OEKO-TEX® certified fabric



Reflective Hoods for CARE Jackets

Style 944 | XXS-6XL | Women

Style 945 | XXS-8XL | Unisex

Quality: 100% polyester, PU reflective coating
OEKO-TEX® certified fabric

STORM Shell Jacket

Shell jacket in improved materials with broad reflectors for enhanced traffic safety. Windproof, waterproof, breathable, fully taped seams, and with water-repellent finish.



Xplor Layering System:

- LAWN Pile Jacket, style 4900
- INLET Quilted Jacket, style 5100
- WAVE Fleece Jacket, style 5300
- WAVE Full-Zip Fleece, style 5345
- MAGNA Softshell Jacket, style 5500
- INLET Quilted Waistcoat, style 5900
(Separate purchase)

STORM Shell Jacket Unisex

Style 40101-4 | XXS-8XL | Regular fit

	
black 5000	red 4000

Outer material: 100% polyester | **Finish:** BIONIC-FINISH®ECO (DWR)
Lining: 100% polyester | **Membrane:** PU | **Seam:** Fully taped
Water column pressure: 15,000 mm | **Breathability:** 8,000 g/m²/24H
Wind protection: 5 / 5 | **Suitable for industrial laundry** | **Replenishment guarantee**



**STANDARD
100**
SH020 172644
TESTEX

Functionality and Design

The Tech Shell jackets have been designed with a focus on comfort, visibility and functionality.

DETACHABLE HOOD

Large and detachable hood with room for a bicycle helmet.

ZIP-IN COMPATIBLE

Extra zips to attach an inner jacket.

IMPROVED FIT

The length and width of the jacket makes it particularly suitable for cycling staff.

VENTILATION

Zip with mesh under armpit.

BROAD REFLECTORS

Broad reflectors on front, back and sleeves for enhanced traffic safety.

TWO-WAY ZIP

Two-way zip at front under storm flap, with water barrier.

ADJUSTABLE

Adjustable waist and hem.

LOGO PLACEMENT

Inside zip for flexible placement of logo.

CUFFS

Adjustable sleeves with elasticated inner cuffs.



TIDE

Enhanced Weather Protection and Flexibility

Launching in December 2024, the TIDE Rainwear Collection in recycled materials introduces a practical and versatile weather protection solution. This line features functional rain jackets and pants, each piece crafted to endure a variety of weather challenges.

With compatibility for seamless integration with the Xplor Layering System and a large range of compatible inner jackets, the TIDE collection allows for easy customisation to suit various professional settings and needs.

DURABLE AND FUNCTIONAL RAINWEAR

The essence of the TIDE collection lies in its response to the unpredictability of weather. Designed for those who face the elements, this rainwear boasts superior protection features. With its windproof and waterproof capabilities, fully welded seams, and adjustable fittings for a personalised fit, TIDE ensures both adaptability and defence against changing weather. The integration of reflective details throughout enhances visibility and safety, ensuring protection in any setting.

INTEGRATION WITH XPLORE LAYERING SYSTEM

The TIDE collection has been designed to seamlessly integrate with the Xplor Layering System, marking a significant expansion in our product lineup. The same inner jackets that our clients have come to rely on for warmth and comfort can now be zipped into both the shell jackets and the new rain jackets. This innovative feature ensures that workers have the flexibility to adapt their gear to changing weather conditions without compromising on comfort or protection.




TIDE Raincoat, Unisex

This raincoat offers superior protection and visibility under all weather conditions, ideal for a diverse workforce. It features reflectors to enhance safety, along with extended cuffs and back for optimal coverage and weather protection. Additional zippers are incorporated for the attachment of an inner jacket, allowing for customizable layering options to accommodate varying climates.



TIDE Raincoat, Unisex

Style 99191 | XXS-8XL | Regular fit

	
navy	pine
5000	6000

Outer material: 100% recycled polyester with PU coating | **Seam:** Welded seams
Water column pressure: 10,000 mm | **Breathability:** 500 g/m²/24H
Wind protection: 4 / 5
Suitable for industrial laundry | Replenishment guarantee



**STANDARD
100**
SH020 172644
TESTEX

DETAILS

Adjustable hood with drawstring

Hood brim for added protection

Reflectors on the hood
on both side and back

Two-way zipper under storm flap

Extra zipper and loops for attaching
an inner jacket

Reflectors around chest and back

Two front pockets with protective flaps

Wrist width adjustable with press stud

Ventilation in the back

Extended cuffs and back for optimal
coverage

Xplor Layering System:

LAWN Pile Jacket, style 4900

INLET Quilted Jacket, style 5100

WAVE Fleece Jacket, style 5300

WAVE Full-Zip Fleece, style 5345

MAGNA Softshell Jacket, style 5500

INLET Quilted Waistcoat, style 5900

(Separate purchase)



Tide Rain Pants, Unisex

These rain pants are engineered for both adaptability and comfort, catering to the needs of cycling staff and active professionals. With adjustable leg widths for a customized fit, a reflectors for enhanced visibility, and ankle zippers for ease of wear, the TIDE rain pants offer practical solutions for dynamic work environments. Their design prioritizes mobility and safety, making them an essential addition to the professional outerwear.



TIDE Rain Pants, Unisex
Style 95191 | XXS-8XL | Regular fit

	
navy	pine
5000	6000

Outer material: 100% recycled polyester with PU coating | **Seam:** Welded seams
Water column pressure: 10,000 mm | **Breathability:** 500 g/m²/24H
Wind protection: 4 / 5
Suitable for industrial laundry | Replenishment guarantee



**STANDARD
100**
SH020 172644
TESTEX

DETAILS

Pull-up rain pants with an elastic and adjustable waistband

Ankle zippers for increased foot width for easier dressing and undressing

Adjustable leg width to secure around the ankle, preventing entanglement with bicycle chains

Option for shortening the length without altering the zipper

Reflectors around the leg for enhanced visibility



INNER JACKETS

Compatible inner and outer jackets provide plenty of opportunity to put together a 3-in-1 jacket according to the customer's wishes and needs

Xplor's inner jackets are developed with a focus on delivering optimal warmth, visibility, and comfort under all conditions. The jackets are equipped with practical features such as full-length zippers, lined sleeves, zippered pockets, and reflective details, ensuring both high functionality and increased visibility. The inner jackets can be worn alone on cool, dry days or zipped together with one of our shell jackets for extra weather protection. This flexible design makes it possible to assemble a functional 3-in-1 solution.



XPLOR LAYERING SYSTEM

The unisex styles can be zipped into the MONO Shell Jacket (style 99081), CARE Shell Jacket (style 99045-4 and 99045-919), STORM Shell Jacket (style 40101-4) and TIDE Raincoats (style 99191)

UNISEX STYLES

1. WAVE Fleece Jacket Unisex, black, style 5300
2. WAVE Fleece Jacket Unisex, navy, style 5300
3. WAVE Full-Zip Fleece Unisex, black, style 5345
4. WAVE Full-Zip Fleece Unisex, navy, style 5345
5. MAGNA Softshell Jacket Unisex, black, style 5500
6. LAWN Pile Jacket Unisex, black, style 4900
7. INLET Quilted Jacket Unisex, black, style 5100
8. INLET Quilted Jacket Unisex, red, style 5100
9. INLET Quilted Waistcoat Unisex, black, style 5900

WOMEN'S STYLES

10. WAVE Fleece Jacket Women, black, style 5400
11. WAVE Fleece Jacket Women, navy, style 5400
12. WAVE Full-Zip Fleece Women, black, style 5444
13. WAVE Full-Zip Fleece Women, navy, style 5444
14. LAWN Pile Jacket Women, black, style 4800
15. INLET Quilted Jacket Women, black, style 5200
16. INLET Quilted Jacket Women, red, style 5200



XPLOR LAYERING SYSTEM

The women's styles can be zipped into the MONO Shell Jacket (style 99084) and CARE Shell Jacket (style 99044-4 and 99044-919).

INLET Quilted Jackets and Waistcoat

Quilted jackets and waistcoat in durable rip-stop fabric with padded fleece lining, and a woven dirt-repellent surface.

DETAILS

Wind-repellent and water-repellent with soft fleece on the inside

Reflective trim on chest, sleeves and back for enhanced visibility

Pockets with zip

Elasticated cuffs and bottom hem



INLET Quilted Jacket Women

Style 5200 | XXS-6XL | Regular fit

	
black	red
9000	4000

Outer material: 100% polyester, mini rip-stop | **Finish:** BIONIC-FINISH®ECO (DWR)

Lining (body): 100% polyester fleece | **Lining (sleeves):** 100% polyester taffeta

Padding: 100% polyester | **Suitable for industrial laundry** | **Replenishment guarantee**

The unisex style can be zipped into the MONO Shell Jacket, CARE Shell Jackets and STORM Shell Jacket.

The women's style can be zipped into the MONO Shell Jacket and the CARE Shell Jackets.



INLET Quilted Waistcoat Unisex
Style 5900 | XXS-8XL | Regular fit


black
9000



INLET Quilted Jacket Unisex
Style 5100 | XXS-8XL | Regular fit



 
black red
9000 4000

WAVE Fleece jackets



Fleece jackets in thick anti-pilling fleece to prevent pilling over time, with lined raglan sleeves that allow for easier movement.



WAVE Fleece Jacket Women
Style 5400 | XXS-6XL | Regular fit

	
navy 5000	black 9000

WAVE Fleece Jacket Unisex
Style 5300 | XXS-8XL | Regular fit

	
navy 5000	black 9000

Outer material: 100% recycled polyester, anti-pilling
Lining: 100% polyester taffeta in sleeve and front
Suitable for industrial laundry | Replenishment guarantee



**STANDARD
100**
SH020 172644
TESTEX

The unisex style can be zipped into the MONO Shell Jacket, CARE Shell Jackets and STORM Shell Jacket.

The women's style can be zipped into the MONO Shell Jacket and the CARE Shell Jackets.

DETAILS

Lined raglan sleeves

Reflective trim on chest, sleeves and back for enhanced visibility

Pockets with zip

Elasticated cuffs and bottom hem



WAVE Full-Zip Fleece

Full-zip fleece with anti-pilling to prevent pilling over time, zip pockets and elasticated cuffs and bottom hem. Same quality as the fleece jackets (style 5300 and 5400) but without lining nor reflectors.

The unisex style can be zipped into the MONO Shell Jacket, CARE Shell Jackets and STORM Shell Jacket.

The women’s style can be zipped into the MONO Shell Jacket and the CARE Shell Jackets.



WAVE Full-Zip Fleece Women
Style 5444 | XXS-6XL | Regular fit

- | | |
|---|---|
|  |  |
| navy
5000 | black
9000 |

WAVE Full-Zip Fleece Unisex
Style 5345 | XXS-8XL | Regular fit

- | | |
|--|---|
|  |  |
| navy
5000 | black
9000 |

Fleece: 100% recycled polyester, anti-pilling
Trim: 100% polyester
Suitable for industrial laundry | Replenishment guarantee



**STANDARD
100**
SH020 172644
TESTEX

MAGNA Softshell Jacket

Water-repellent softshell jacket with brushed fleece inside.

Ideal as a transitional jacket or as an inner layer inside a shell jacket.

The softshell can be zipped into the MONO Shell Jacket, CARE Shell Jackets and STORM Shell Jacket.

DETAILS

Reflective trim on chest, sleeves and back for enhanced visibility

Pockets with zip

Elasticated cuffs and bottom hem



MAGNA Softshell Jacket Unisex

Style 5500 | XXS-8XL | Regular fit



black
9000

Softshell: 94% polyester, 6% elastane

Finish: BIONIC-FINISH®ECO (DWR)

Membrane: TPU | **Water column pressure:** 3,000 mm


Suitable for industrial laundry

LAWN Pile Jackets

Soft and warm pile in recycled and OEKO-TEX® certified fabric.
A good alternative to fleece or quilt when the weather gets cold.




LAWN Pile Jacket Women
Style 4800 | XXS-6XL | Regular fit


black
9000



LAWN Pile Jacket Unisex
Style 4900 | XXS-8XL | Regular fit


black
9000

Outer material: 100% recycled polyester* | **Lining:** 100% polyester
Fabric: OEKO-TEX® certified
***GRS-certified polyester | Replenishment guarantee**



**STANDARD
100**
SH020 172644
TESTEX

The unisex style can be zipped into the MONO Shell Jacket, CARE Shell Jackets and STORM Shell Jacket.

The women's style can be zipped into the MONO Shell Jacket and the CARE Shell Jackets.

DETAILS

Extended hem and stretch lining for increased mobility

Long sleeves with elastic edge

Pockets with zip

Woven pocket with space for logo



URBAN

Same Style All Year Round

The collection is designed to ensure a professional and uniform appearance for employees all year round. It includes both summer and winter jackets, as well as the warm and functional URBAN parka with Thinsulate™ insulation.

All jackets in the collection are windproof, waterproof, breathable, water-repellent, and equipped with fully taped seams. Functional details such as a detachable hood, tone-on-tone reflectors, and multiple practical zip pockets enhance both comfort and functionality.

VERSATILE OUTERWEAR

The jackets can serve many purposes and cater to different industries and job functions.

The jackets are particularly used in the transport industry, the service sectors, and other industries with customer contact, where workwear is a visible and central part of the job.





URBAN Parka

The parka is equipped with Thinsulate™ Type G padding, including in the hood, as well as fleece lining on the upper body. This combination ensures lightweight and breathable insulation that retains heat, even under extreme weather conditions.



URBAN Parka Women

Style 99026 | XXS-6XL | Regular fit



navy
5000



URBAN Parka Men

Style 99027 | XXS-8XL | Regular fit



navy
5000

Outer material: 100% Polyester | **Finish:** BIONIC-FINISH®ECO (DWR) | **Lining:** 100% Polyester
Padding: 100% Polyester Thinsulate™ Type G 150 g body, 120 g sleeve | **Membrane:** PU-laminate
Seam: Fully taped | **Water column pressure:** 10,000 mm | **Breathability:** 5,000 g/m²/24H
Wind protection: 5/5 | **Suitable for industrial laundry** | **Replenishment guarantee**



**STANDARD
100**
SH020 172644
TESTEX

Functionality and Design

The URBAN range features many details that make the jackets both stylish and functional.

DETACHABLE HOOD

Detachable hood that can be integrated into the front of the collar and adjusted with string stoppers.

SHOULDER STRAPS (EXTRAS)

Style 921 | One size

	
navy 5000	black 9000

ZIP POCKETS

2 slant pockets and 2 chest pockets on the front.

DISCRETE REFLECTORS

On both front, back and sleeves for enhanced visibility.

INSIDE POCKETS

Including hidden pocket with zip to protect belongings.

TWO-WAY ZIP

Two-way zip on front under storm flap.

CUFFS

Adjustable sleeves with elasticated inner cuffs.

LOGO PLACEMENT

Inside zip for flexible placement of logo.

ADJUSTABLE HEM

Adjustable hem with string stoppers.



URBAN Winter Jackets

Winter jackets for men and women with quilted lining. The jackets are windproof and waterproof, breathable, water-repellent, and with fully taped seams.



URBAN Winter Jacket Women
Style 99024 | XXS-6XL | Regular fit

		
navy 5000	black 9000	blue melange 5500 - discontinued



URBAN Winter Jacket Men
Style 99025 | XXS-8XL | Regular fit

		
navy 5000	black 9000	blue melange 5500 - discontinued

Outer material: 100% polyester | **Finish:** BIONIC-FINISH®ECO (DWR)
Lining: 100% polyester | **Padding:** 100% polyester | **Membrane:** PU-laminate | **Seam:** Fully taped
Water column pressure: 10,000 mm | **Breathability:** 5,000 g/m²/24H | **Wind protection:** 4 / 5
Suitable for industrial laundry | **Replenishment guarantee**



**STANDARD
100**
SH020 172644
TESTEX

URBAN Summer Jackets

Summer jackets for men and women. The jackets are windproof and waterproof, breathable, water-repellent, and with fully taped seams.




URBAN Summer Jacket Women
Style 99020 | XXS-6XL | Regular fit

	
navy	black
5000	9000



URBAN Summer Jacket Men
Style 99021 | XXS-8XL | Regular fit

	
navy	black
5000	9000

Outer material: 100% polyester | **Finish:** BIONIC-FINISH®ECO (DWR)
Lining: 100% polyester | **Membrane:** PU-laminate | **Seam:** Fully taped
Water column pressure: 10,000 mm | **Breathability:** 5,000 g/m²/24H | **Wind protection:** 4 / 5
Suitable for industrial laundry | **Replenishment guarantee**



STANDARD
100
SH020 172644
TESTEX

CLOUD

Stylish, waterproof coats designed for personnel wearing uniforms

The CLOUD Tech Coat collection consists of waterproof and windproof coats for men and women with a length that covers a uniform dress or suit.

The coat combines a waterproof shell jacket with a removable inner jacket. The shell jacket is made in a breathable and light 3-layer material with anti-crease effect, ensuring that it maintains a clean and presentable appearance. The inner jacket can be replaced with a warmer thermal jacket with thinsulate padding.

REDESIGNED WITH RECYCLED MATERIALS

Recently, the CLOUD Tech Coat collection has undergone a redesign, and is now produced in recycled, GRS-certified polyester.





CLOUD Tech Coat Women

Deluxe coat in 3-layer material with non-crease effect. The coats are windproof and waterproof, breathable, water-repellent, and with fully taped seams.



EXTRAS

Both styles have an inner and detachable thermal jacket. It can be replaced with a heavier thermal jacket with Thinsulate® padding (style 5800). Ideal for employees working in very cold weather.



CLOUD Tech Coat Women

Style 99066 | XXS-6XL | Regular fit

	
navy	black
5000	9000

Outer material (shell): 100% recycled polyester | **Finish:** BIONIC-FINISH®ECO
Lining: 100% polyester | **Inner jacket:** 100% nylon | **Padding:** 100% polyester
Seam: Fully taped | **Wind protection:** 4 / 5 | **Water column pressure:** 10,000 mm
Breathability: 3.000 g/m²/24H | **Replenishment guarantee**

Functionality and Design

The CLOUD Tech Coats have many technical details that make them particularly suitable for personnel wearing uniform.

DETACHABLE HOOD

Detachable hood with room for an up-do. The hood can be integrated into the front of the collar.

DETACHABLE INNER JACKET

Thermal jacket in ultra light nylon with zip pockets. Can be worn separately.

MAGNETIC FASTENING

Zip under storm flap with magnetic press-studs.

3-LAYER MATERIAL

Shell jacket in 3-layer material with non-crease effect.

ADJUSTABLE

Adjustable waist and cuff.

TONE-ON-TONE

Tone-on-tone reflectors on sleeves and centre-back. PU trim at the front and pockets.

EASY-GRIP

Easy-grip zip pullers so pockets can be accessed when using gloves.

LARGE PLEAT

Large centre-back pleat.



Note that magnetic press-studs may in some cases affect a pacemaker



CLOUD Shoulder Straps

Style 960 | 2 pcs. | One size



navy
5000



black
9000

CLOUD Tech Coat Men

Deluxe coat in recycled 3-layer material with non-crease effect. Detachable quilted inner jacket with zip pockets in ultra light nylon. The coats are windproof and waterproof, breathable, water-repellent, and with fully taped seams.



EXTRAS


The inner and detachable thermal jacket can be replaced with a heavier thermal jacket with Thinsulate® padding (style 5700). Ideal for employees working in very cold weather.



STANDARD
100
SH020 172644
TESTEX

CLOUD Tech Coat Men

Style 99067 | XXS-8XL | Regular fit

	
navy	black
5000	9000

Outer material (shell): 100% recycled polyester | **Finish:** BIONIC-FINISH®ECO
Lining: 100% polyester | **Inner jacket:** 100% nylon | **Padding:** 100% polyester
Seam: Fully taped | **Wind protection:** 4 / 5
Water column pressure: 10,000 mm | **Breathability:** 3.000 g/m²/24H
Replenishment guarantee

Functionality and Design

The CLOUD Tech Coats have many technical details that make them particularly suitable for personnel wearing uniforms.

DETACHABLE HOOD

Detachable hood that can be integrated into the front of the collar.

DETACHABLE INNER JACKET

Thermal jacket in ultra light nylon with zip pockets. Can be worn separately.

MAGNETIC FASTENING

Zip under storm flap with magnetic press-studs.

3-LAYER MATERIAL

Shell jacket in 3-layer material with non-crease effect.

ADJUSTABLE

Adjustable waist and cuff.

TONE-ON-TONE

Tone-on-tone reflectors on sleeves and centre-back. PU trim at the front and pockets.

EASY-GRIP

Easy-grip zip pullers so pockets can be accessed when using gloves.

LARGE PLEAT

Large centre-back pleat



Note that magnetic press-studs may in some cases affect a pacemaker



CLOUD Shoulder Straps
Style 960 | 2 pcs. | One size

	
navy 5000	black 9000



AMBER Thinsulate® Thermal Jackets

Quilted thermal jackets with zip pockets and heavy Thinsulate® padding.
The jackets are designed to be zipped into the CLOUD Tech Coats but can also be worn as stand-alone jackets.




AMBER Thermal Jacket w. Thinsulate® Unisex
Style 5700 | XXS-8XL | Regular fit


black
9000



AMBER Thermal Jacket w. Thinsulate® Women
Style 5800 | XXS-6XL | Regular fit


black
9000

Outer material: 100% nylon | Lining: 100% nylon | Padding: Thinsulate®



STANDARD
100
SH020 172644
TESTEX

RIVER Rainwear

Rainwear in high quality for heavy and continuous rain. The rainwear has a stylish design and is made of a light and flexible material that provides good mobility and protection from wind and weather.



RIVER Raincoat Unisex

Style 99190 | XS-6XL | Regular fit



navy
5000

red
4000

Navy also come in size
XXS, 7XL and 8XL



DETAILS

Two-way zip in front, large cargo pockets with reflectors, large chest pockets with zip, collar with hood, ventilation on the back and in the armhole, and adjustable sleeve ends

The raincoat goes down the middle of the thighs, making it suitable for cycling personnel



DETAILS

Elasticated drawstring waistband

Adjustable leg end with zip opening on the side under water barrier and Velcro straps at the ankles

Reflectors on the legs

RIVER Rain Pants Unisex

Style 95190 | XS-6XL | Regular fit



navy
5000

red
4000

Navy also come in size
XXS, 7XL and 8XL

Outer material: 100% polyester with polyurethane coating | **Lining:** 100% polyester | **Fabric:** OEKO-TEX® certified

Membrane: PU Coating Face | **Seam:** Welded seams

Water column pressure: 10,000 mm | **Breathability:** 500 g/m²/24H | **Wind protection:** 4 / 5

Suitable for industrial laundry

ROCK Tech Softshell

Windproof, water-repellent for light rain. Fleece on the inside ensures increased comfort and better temperature regulation than a normal softshell. The jacket has increased UV light fastness.



DETAILS

Detachable sleeves and epaulettes

Zip pockets

Breast pockets with zip and ID badge holder

Reflective piping trim on shoulders and sleeves

ROCK Tech Softshell Jacket
Style 99055 | XXS-8XL | Slim fit



navy
5000



black
9000



Softshell: 100% polyester | **Finish:** BIONIC-FINISH®ECO (DWR)

Membrane: Laminated TPU | **Water column pressure:** 3,000 mm | **Breathability:** 3,000 g/m²/24H

Wind protection: 4 / 5 | **Suitable for industrial laundry** | **Replenishment guarantee**



crossover.be

Paul Meiresonne
Group Export Manager
Phone: +32 (0)475 45 44 43
paul@crossover.be

Marijke Van Ghyseghem
Export Assistant
Phone: +32 (0)3 232 84 98
admin@crossover.be